

BUSTER+PUNCH

LONDON

[product.]

SOAP BOTTLE HOLDER / SINGLE / CAST

[process. **ROUGH-CAST.**]

[range. **CAST BATHROOM..**]

[born. **LONDON.**]

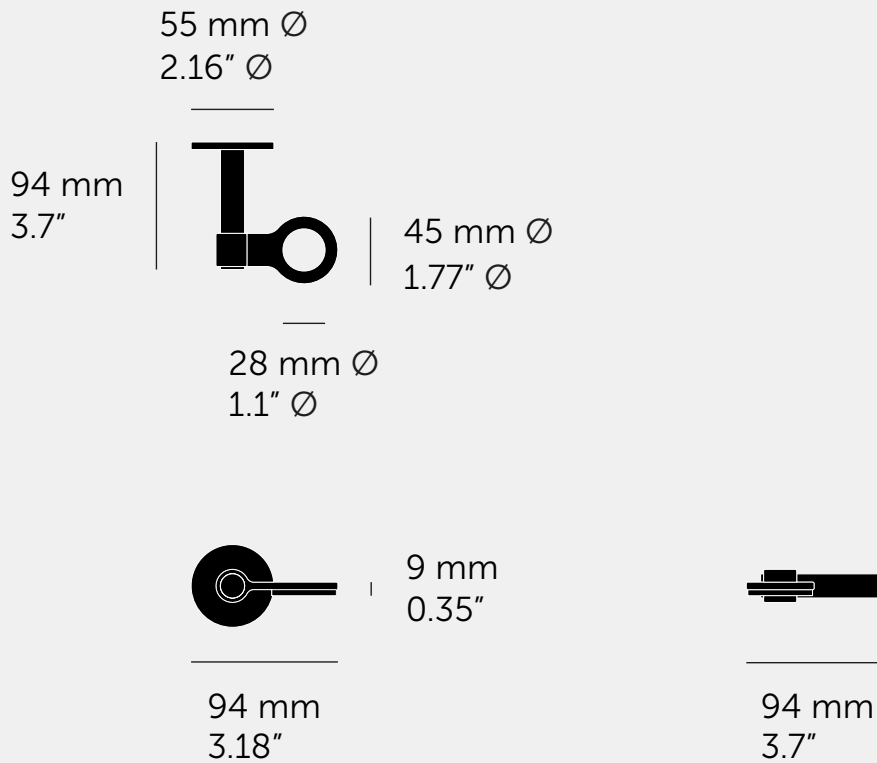
A single soap holder featuring a rough-cast bracket and solid metal bar, with a solid metal disc. All refined by hand.

Available in steel, brass, gun metal and welders black.



[type. **SOAP BOTTLE HOLDER / SINGLE.**]

[info. **MEASUREMENTS.**]







[info. **SPECIFICATIONS.**]

A single sided soap holder with cast solid metal bracket, designed for use with Buster + Punch body care bottles.

Available in steel, brass, gun metal and welders black, with durable finishes that make it suitable for bathroom use.

Please note, this soap bottle holder is front mounted and fixing screws are not supplied. You will need to source fixings suitable for the wall you are installing the soap bottle holder on.

[info. **FINISH & SKU NUMBERS.**]

[finish.]	[sku.]
 Steel	USP-071304
 Brass	USP-051305
 Gun Metal	USP-351306
 Welders Black	USP-481307

[info. **CARE INSTRUCTIONS.**]

Clean regularly with a soft, dry cloth or duster. Wash periodically using a soft cloth and mild soapy water then dry immediately with a clean, soft cloth. Rubbing or wiping should be carried out in the direction of the polish lines, not across them. DO NOT use oily rags or greasy cloths when wiping the product surface. All finishes prone to ageing.

[info. **INCLUDED.**]

1 x Single sided soap holder

1 x Thin washer

1 x Thick washer

[info. **RECOMMENDED.**]

For Installation:

4 x M4 countersunk screws

M4 wall plugs

Hammer action drill with masonry bit (for masonry walls)

Impact driver with drill bit (for stud walls)

For heavier loads it is recommended that longer screws & wall plugs are used

[please. **NOTE.**]

DISCLAIMER: Always consult a trade professional when installing this soap holder. Buster + Punch is not responsible for the usage or feasibility of installation requirements.

BUSTER+PUNCH

LONDON

[product.]

SOAP BOTTLE HOLDER / DOUBLE / CAST

[process. **ROUGH-CAST.**]

[range. **CAST BATHROOM.**]

[born. **LONDON.**]

A double soap holder featuring a rough-cast bracket and solid metal bar, with a solid metal disc. All refined by hand.
Available in steel, brass, gun metal and welders black.



[finish. **STEEL.**]



[finish. **GUN METAL.**]



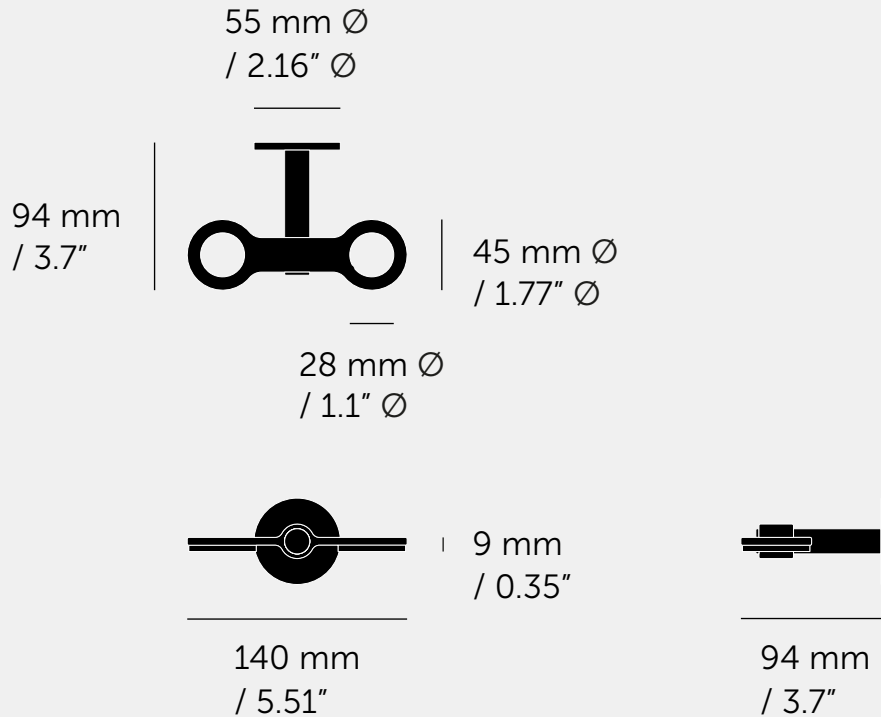
[finish. **BLACK.**]



[finish. **BRASS.**]

[type. **SOAP BOTTLE HOLDER / DOUBLE.**]

[info. **MEASUREMENTS.**]



[info. **SPECIFICATIONS.**]

A double sided soap holder with cast solid metal bracket, designed for use with Buster + Punch body care bottles.

Available in steel, brass, gun metal and welders black, with durable finishes that make it suitable for bathroom use.

Please note, this soap bottle holder is front mounted and fixing screws are not supplied. You will need to source fixings suitable for the wall you are installing the soap bottle holder on.

[info. **FINISH & SKU NUMBERS.**]

[finish.]	[sku.]
 Steel	USP-071312
 Brass	USP-051313
 Gun Metal	USP-351314
 Welders Black	USP-481315

[info. **CARE INSTRUCTIONS.**]

Clean regularly with a soft, dry cloth or duster. Wash periodically using a soft cloth and mild soapy water then dry immediately with a clean, soft cloth. Rubbing or wiping should be carried out in the direction of the polish lines, not across them. DO NOT use oily rags or greasy cloths when wiping the product surface. All finishes prone to ageing.

[info. **INCLUDED.**]

1 x Double sided soap holder

2 x Thin washers

2 x Thick washers

[info. **RECOMMENDED.**]

For Installation:

4 x M4 countersunk screws

M4 wall plugs

Hammer action drill with masonry bit (for masonry walls)

Impact driver with drill bit (for stud walls)

For heavier loads it is recommended that longer screws & wall plugs are used

[please. **NOTE.**]

DISCLAIMER: Always consult a trade professional when installing this soap holder. Buster + Punch is not responsible for the usage or feasibility of installation requirements.